

Surface Mount RF Transformer

ADT1-1+ ADT1-1

50Ω 0.15 to 400 MHz

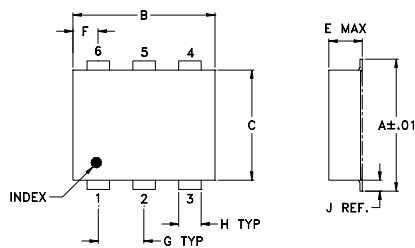
Maximum Ratings

Operating Temperature	-20°C to 85°C
Storage Temperature	-55°C to 100°C
RF Power	0.25W
DC Current	30mA

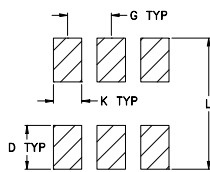
Pin Connections

PRIMARY DOT	3
PRIMARY	1
SECONDARY DOT	4
SECONDARY	6
NOT USED	2,5

Outline Drawing



PCB Land Pattern



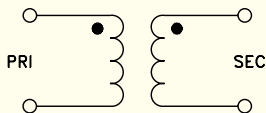
Suggested Layout,
Tolerance to be within ±.002

Outline Dimensions (inch/mm)

A	B	C	D	E	F	G
.272	.310	.220	.100	.112	.055	.100
6.91	7.87	5.59	2.54	2.84	1.40	2.54
H	J	K	L	wt		
.030	.026	.065	.300	grams		
0.76	0.66	1.65	7.62	0.20		

Demo Board MCL P/N: TB-42

Config. C



Features

- good return loss, 22 dB in 1 dB bandwidth
- excellent amplitude unbalance, 0.1 dB typ. and phase unbalance, 2 deg. typ. in 1dB bandwidth
- aqueous washable
- protected under US patent 6,133,525

Applications

- impedance matching
- baluns



CASE STYLE: CD542
PRICE: \$2.95 ea. QTY (10-49)

+ RoHS compliant in accordance with EU Directive (2002/95/EC)

The +Suffix identifies RoHS Compliance. See our web site for RoHS Compliance methodologies and qualifications.

Transformer Electrical Specifications

Ω RATIO	FREQUENCY (MHz)	INSERTION LOSS*			PHASE UNBALANCE (Deg.) Typ.		AMPLITUDE UNBALANCE (dB) Typ.	
		3 dB MHz	2 dB MHz	1 dB MHz	1 dB bandwidth	2 dB bandwidth	1 dB bandwidth	2 dB bandwidth
1	0.15-400	0.15-400	0.2-200	0.3-100	2	5	0.1	0.5

* Insertion Loss is referenced to mid-band loss, 0.3 dB typ.

Typical Performance Data

FREQUENCY (MHz)	INERTION LOSS (dB)	INPUT R. LOSS (dB)	AMPLITUDE UNBALANCE (dB)	PHASE UNBALANCE (Deg.)
0.15	0.58	18.04	0.01	0.06
0.20	0.51	19.90	0.01	0.02
0.30	0.44	22.30	0.02	0.00
1.00	0.30	27.82	0.00	0.08
40.00	0.31	22.47	0.04	1.44
100.00	0.52	15.19	0.22	3.60
150.00	0.64	12.04	0.53	5.83
200.00	1.08	10.90	0.99	7.98
300.00	1.58	7.21	2.21	14.28
400.00	1.82	5.71	4.06	24.39

ADT1-1
INSERTION LOSS

